
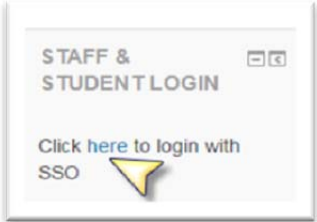
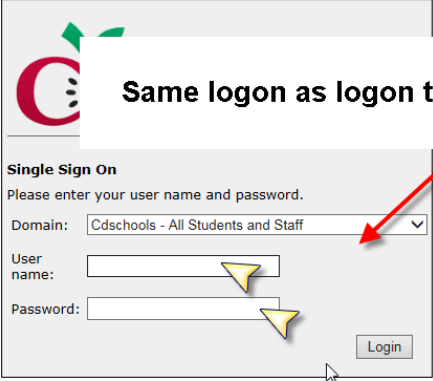


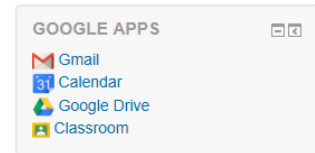
Student – Moodle and District Google Apps Access

| | |
|---|--|
| <p>1. Click on the Moodle icon from the district webpage http://www.cdschools.org</p> |  |
| <p>2. go to: Click here to login with SSO</p> |  |
| <p>3. At the CDS Single Sign on screen, student must change domain field to: Students</p> <p>4. User name field: student must enter their district username NOT their email address</p> <p>5. Password: student must enter their district password</p> |  <p>Same logon as logon to district computer</p> |

Access student's Gmail or Google Drive:

1. Under google apps, student click on google app you wish to access

Moodle



Access Google Classroom

2. Click on Link within moodle for Classroom
3. Click on Sign In
4. Enter district email address – see format below

username@students.cdschools.org

